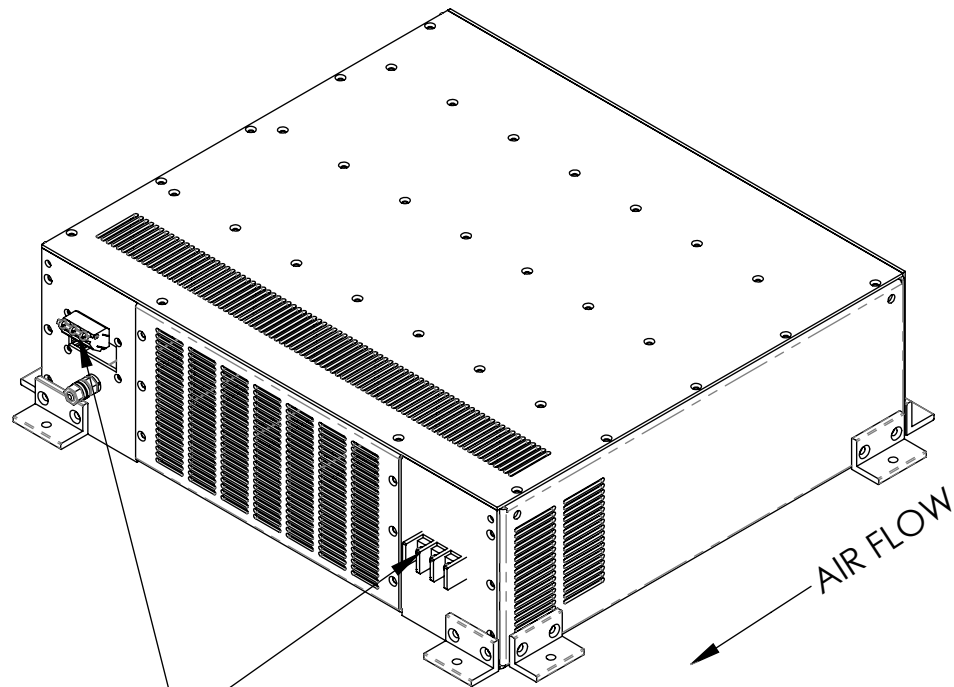


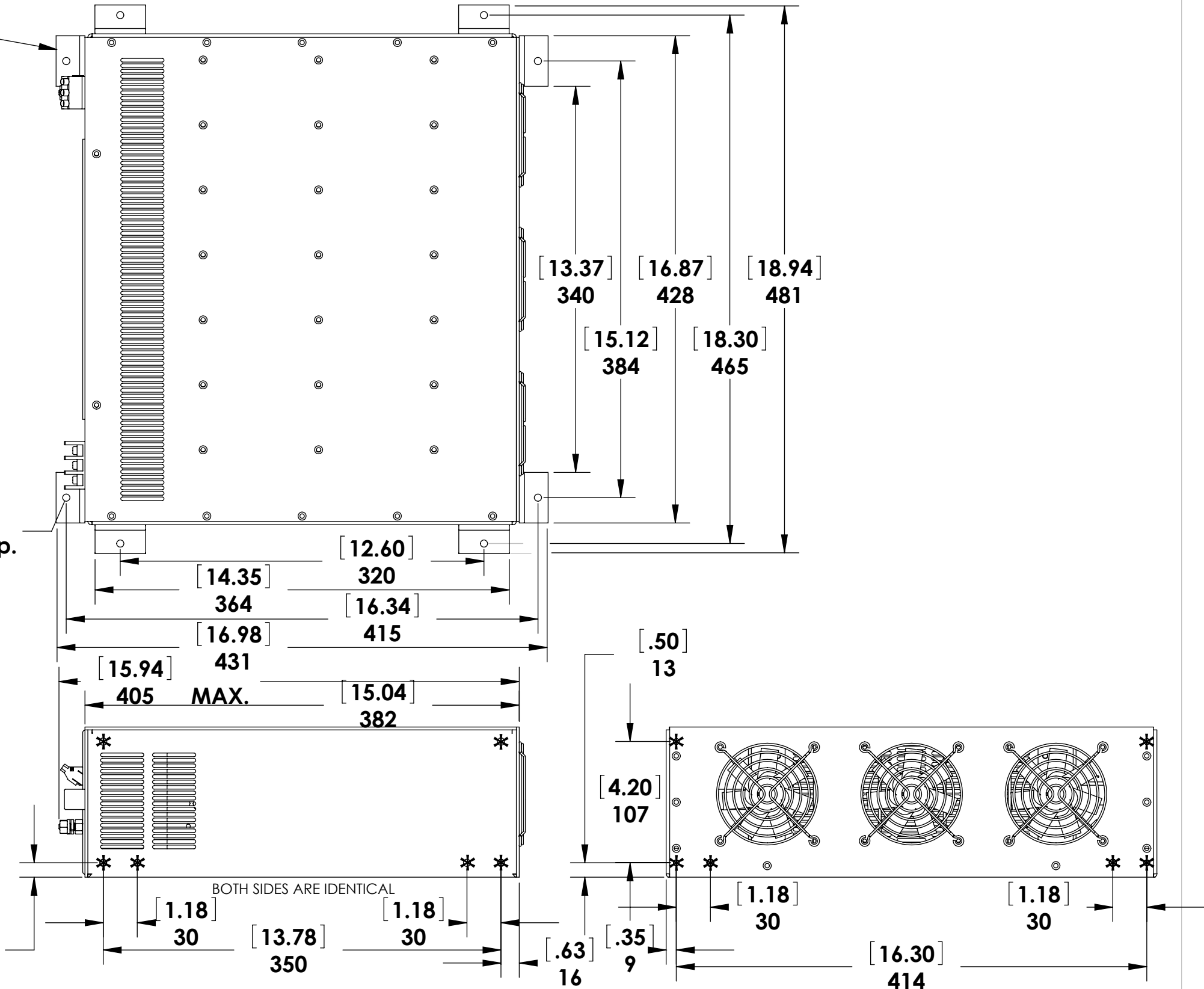
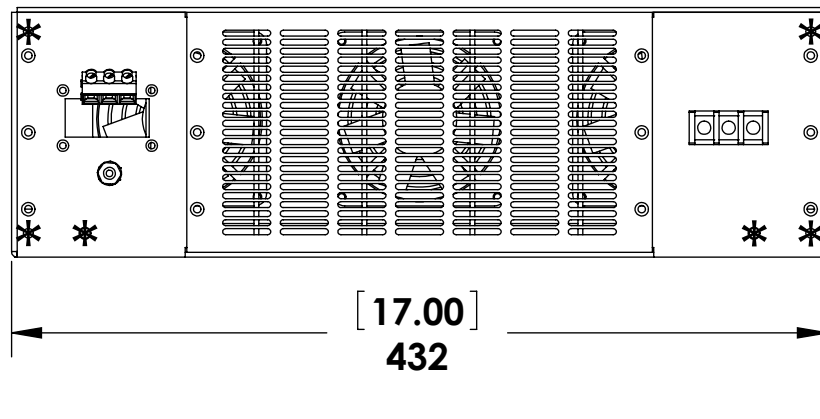
Mounting brackets can be installed along short or long sides
 4 mounting brackets with fasteners are provided with the unit



Input / output configuration may vary.
 It depends on application.

[.25]
 $\phi 6$ typ.

* M5 Threaded inserts for mounting brackets or
 for other mounting options
 Maximum screw penetration is 10mm
 from outside surface of chassis



REV	DESCRIPTION:	DATE
A	NEW ISSUE	04/11/2014

EDGES & HOLES DEBURRED
 SURFACES FREE OF SCRATCHES

DIMENSIONS ARE IN INCHES
 TOLERANCES ON
 DECIMALS: XXX ± 0.008"
 XX ± 0.012"
 ANGLES: ± 2°
 FRACTIONS: ± 1/64"
 UNLESS OTHERWISE STATED

THIS DOCUMENT IS THE PROPERTY
 OF ABSOPULSE ELECTRONICS LTD.
 ITS CONTENTS ARE PROPRIETARY AND
 MAY NEITHER BE COPIED, REPRODUCED
 NOR ITS CONTENTS DISCLOSED TO OTHERS
 WITHOUT PRIOR WRITTEN AGREEMENT
 FROM ABSOPULSE ELECTRONICS LTD.

Title: OUTLINE DRAWING			
Part of: 3U7 Package			
Drawn by: J.X.	Checked by:	Approved by:	Revision:

ABSOPULSE	
Date:	NOV.04, 2014
Drawing No:	ODR XXXXXX